


Materiały do druku do zabawy muzyczno-ruchowej z klawesami



kliknij w obrazek, by obejrzeć nagranie
lub odwiedź kanał Mamy Rytmiczki
na YouTube

Utwór: Johann Strauss II - Entweter-oder! Polka-schnell op. 403

Porada

Dzieci do 3. roku życia - daj dziecku klawesy (ew. dwie kredki; dwie tyżki)
i pozwól mu swobodnie improwizować ruch do muzyki.

Dzieci powyżej 3. roku życia - spróbujcie naśladować ruchy przedstawione na
nagranii.

Nie podchodzimy do wykonania perfekcjonistycznie! :) Liczy się zabawa!

PROPOZYCJA REALIZACJI:

1. Zapoznanie z utworem.
2. Realizacja ruchów przedstawionych na nagraniu.
3. Obejrzenie nagrania przedstawiającego taniec - polkę
4. Realizacja partytury graficznej - pokazywanie symboli w czasie podczas odtwarzania nagrania (sugerowany wiek - od 4. r.ż.)
5. Realizacja partytury graficznej - granie na klawesach z partytury, bez oglądania nagrania.



PARTYRURA GRAFICZNA - do wykorzystania z dziećmi od 4. roku życia.

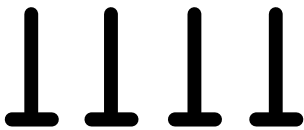
Legenda:



"TAM" - uderzenie o siebie klawesami




"RA-TA-TA-TA-TAM" - uderzanie klawesami o uda



uderzanie klawesami o podłogę



cisza



szybkie klepanie o uda



dyrygowanie

Two sets of crossed sticks (one vertical, one horizontal) are shown. To their right are five vertical bars. A bracket on the right side groups these elements and is labeled "2x".



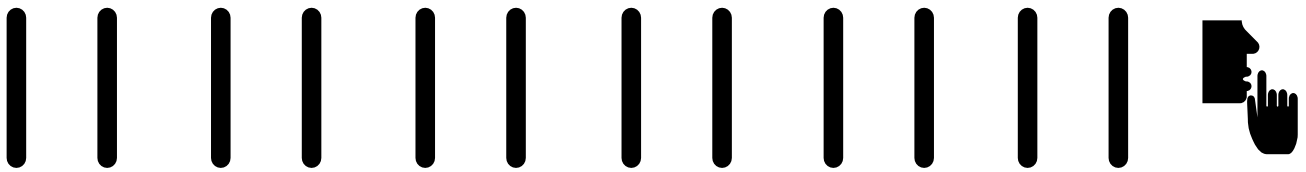
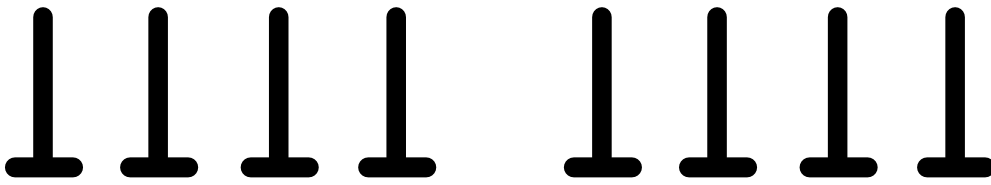
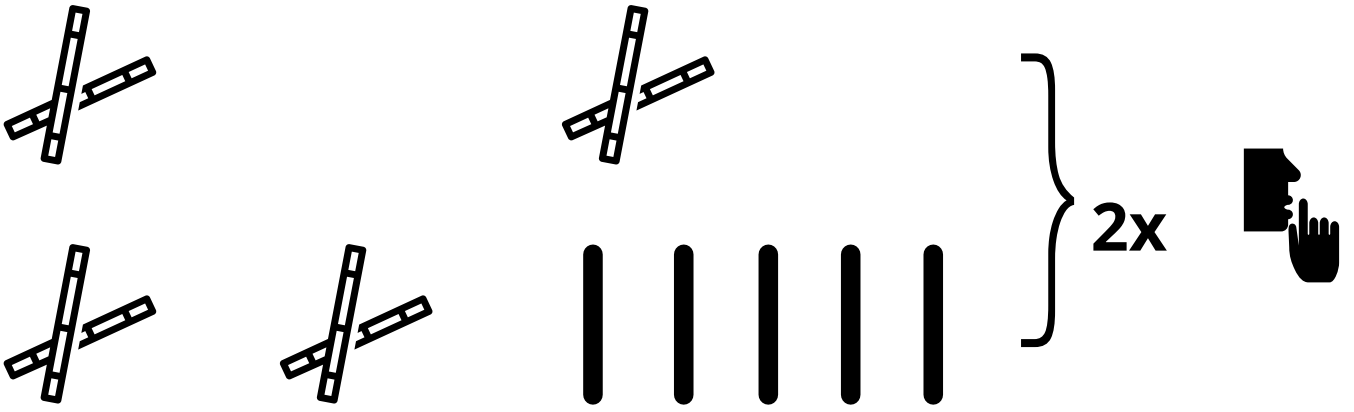
Two sets of crossed sticks (one vertical, one horizontal) are shown. To their right are five vertical bars. A bracket on the right side groups these elements and is labeled "2x".





One set of crossed sticks (one vertical, one horizontal) is shown. To its right are five vertical bars. A bracket on the right side groups these elements and is labeled "3x".

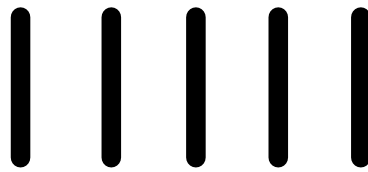

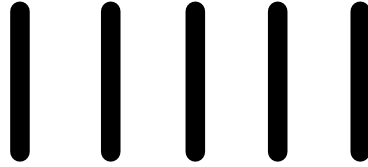


One set of crossed sticks (one vertical, one horizontal) is shown. Below it are four T-shaped bars (a vertical bar with a horizontal base). To the right of these are five vertical bars. A bracket on the right side groups these elements and is labeled "3x".




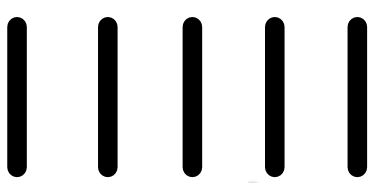
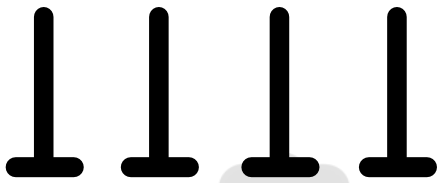





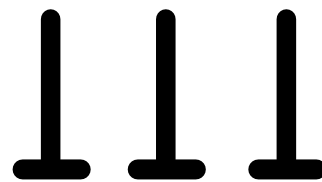

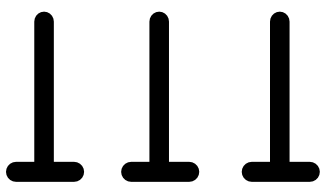
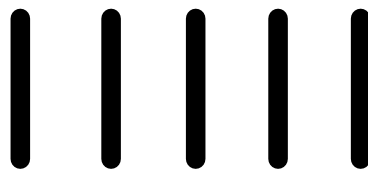


} 2x



} 3x



} 2x



 *mama rytmiczka*